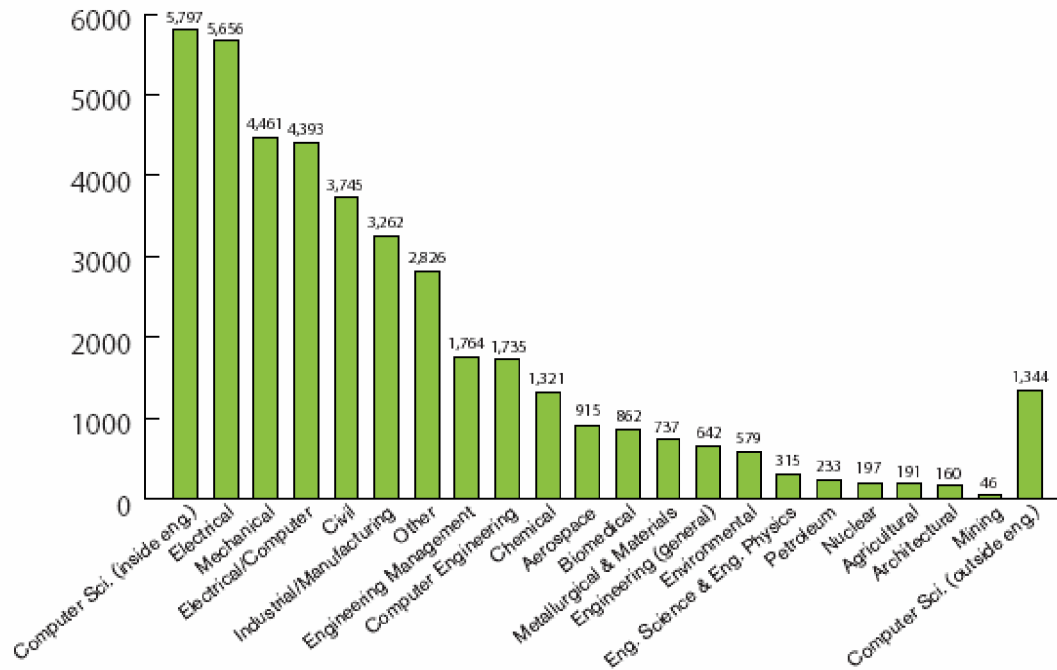
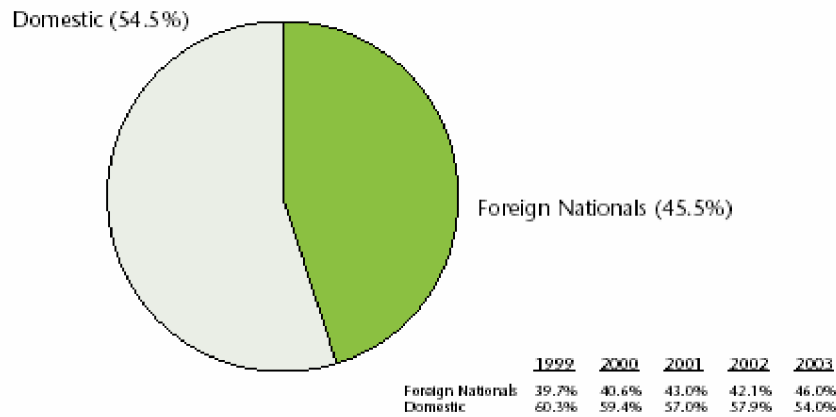


Masters Degrees by Engineering Discipline (2003-2004)



* Source: American Society for Engineering Education ASEE.org

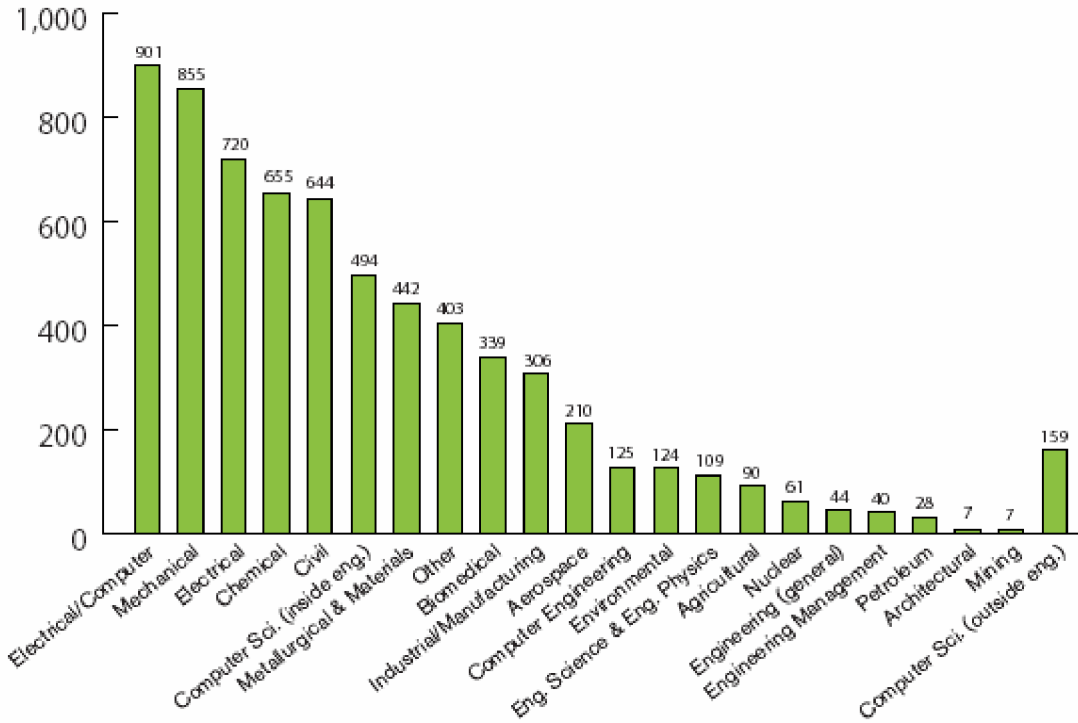
Master's Degree by Residency



* Source: American Society for Engineering Education ASEE.org

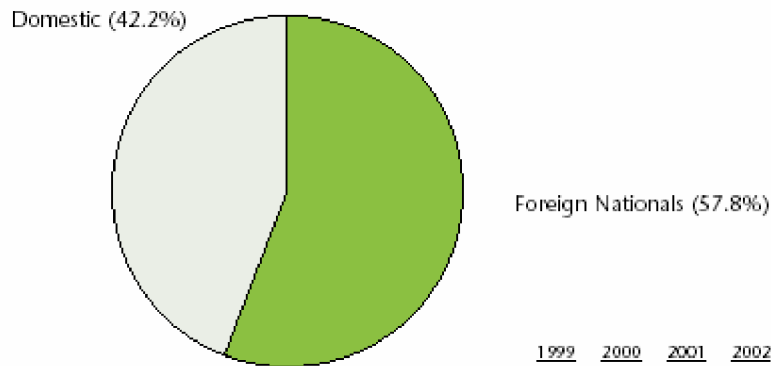
	1999	2000	2001	2002	2003
Foreign Nationals	39.7 %	40.6 %	43.0 %	42.1 %	46.0 %
Domestic	60.3 %	59.4 %	57.0 %	57.9 %	54.0 %

Doctoral Degrees by Engineering Discipline (2003-2004)



* Source: American Society for Engineering Education ASEE.org

Doctoral Degree by Residency



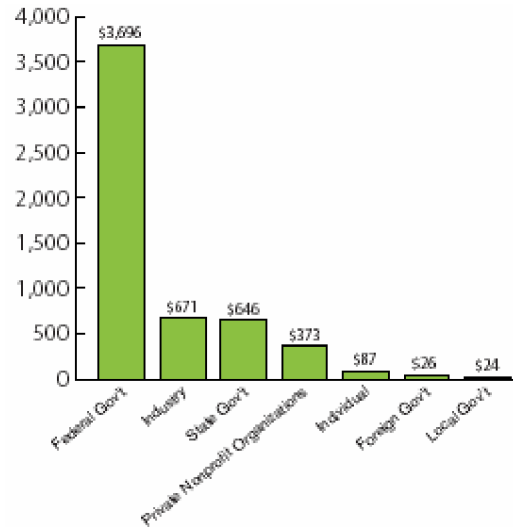
	1999	2000	2001	2002	2003
Foreign Nationals	45.6%	49.9%	53.8%	54%	55.2%
Domestic	54.4%	50.1%	46.2%	46%	44.8%

* Source: American Society for Engineering Education ASEE.org

	1999	2000	2001	2002	2003
Foreign Nationals	45.6 %	49.9 %	53.8 %	54 %	55.2 %
Domestic	54.4 %	50.1 %	46.2 %	46 %	44.8 %

Engineering Research Expenditures by School (Fiscal 2004)

1. Massachusetts Inst. of Technology	\$216.50
2. Georgia Institute of Technology	\$205.30
3. Purdue University	\$181.50
4. Univ. of Illinois, Urbana-Champaign	\$177.70
5. Texas A&M University	\$176.60
6. University of Michigan	\$165.30
7. University of Southern California	\$147.40
8. University of California, San Diego	\$138.30
9. Stanford University	\$130.40
10. Univ. of Maryland, College Park	\$127.90
11. University of California, Berkeley	\$119.90
12. Pennsylvania State University	\$117.40
13. Cornell University	\$111.40
14. University of Wisconsin, Madison	\$104.40
15. Ohio State University	\$102.70
16. University of Texas, Austin	\$98.80
17. University of Florida	\$89.90
18. North Carolina State University	\$86.20
19. Univ. of California, Los Angeles	\$80.70
20. University of Washington	\$80.50
21. Virginia Tech	\$68.50
22. University of Rochester	\$63.50
23. University of Dayton	\$62.30
24. Univ. of California, Santa Barbara	\$61.60
25. Univ. of Minnesota, Twin Cities	\$58.80
26. University of Colorado, Boulder	\$58.20
27. University of California, Davis	\$53.60
28. Johns Hopkins University	\$53.30
29. Princeton University	\$51.90
30. Mississippi State University	\$49.20
31. Iowa State University	\$49.10
32. Carnegie Mellon University	\$48.20
32. University of Central Florida	\$48.20
34. University of Pennsylvania	\$47.70
35. University of Virginia	\$47.00
36. Washington University	\$46.30
37. Boston University	\$46.20
38. Duke University	\$44.40
39. University of Pittsburgh	\$43.30
40. Arizona State University	\$41.90



Total Research Expenditures (in Millions, Fiscal 2004)

Federal Gov't	66.9 %
Industry	12.1 %
State Gov't	11.7 %
Private Nonprofit Organizations	6.7 %
Individual	1.5 %
Foreign Gov't	0.47 %
Local Gov't	0.43 %

41. Colorado State University	\$41.80
42. Case Western Reserve University	\$41.70
43. University of California, Irvine	\$38.00
44. University of Kentucky	\$35.30
45. SUNY, Buffalo	\$34.50
46. Rensselaer Polytechnic Institute	\$33.00
47. New Jersey Inst. of Technology	\$32.80
48. University of Tennessee	\$32.30
49. William Marsh Rice University	\$32.20
49. University of Utah	\$32.20

Source www.asee.org